



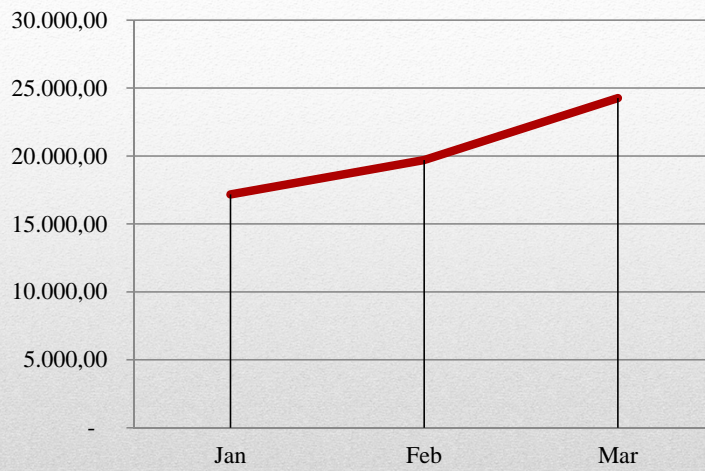
# Financial Summary

---

	in euro millions		
	Jan	Feb	Mar
<b>Income Statements</b>			
Sales	17.167,00	19.701,60	24.258,80
Operating Profit	1.825,80	1.794,60	1.206,40
Net Income	1.585,20	1.484,20	1.105,20
<b>Balance Sheets</b>			
Assets	16.273,20	18.675,00	21.060,20
Liabilities	6.685,20	7.480,60	8.475,40
Shareholders' Equity	958,80	11.194,40	12.584,80
<b>Cash Flows</b>			
Cash Flows from Operating Activities	3.016,20	2.958,20	2.672,00
Cash Flows from Investing Activities	2.219,60	2.400,40	2.625,60
Cash Flows from Financing Activities	777,80	320,00	386,80

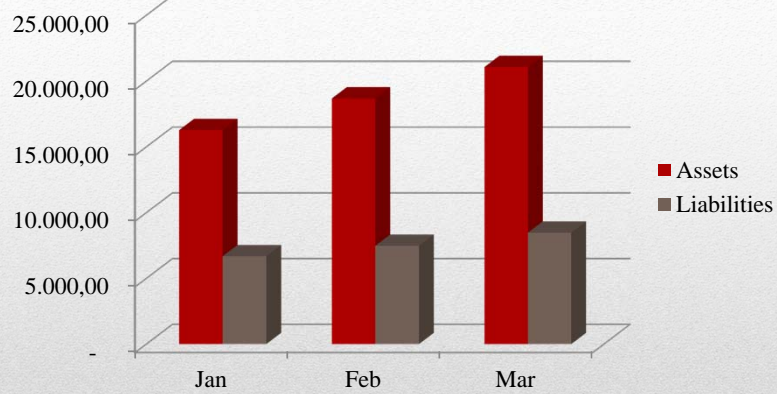
## First quarter

---



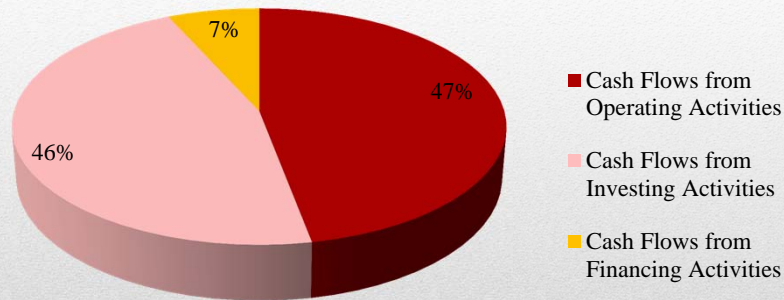
## Sales

---



## Assets and liabilities

---



## Cash Flows

---

- We had a great quarter with 20% year-over-year revenue growth.
- Our past investments have been crucial to our success today.
- The increase is mainly due to:
  - increased sales
  - higher production volumes
  - lower costs for research and commercial.

## Highlights

---